

**BJMHR**British Journal of Medical and Health Research  
Journal home page: [www.bjmhr.com](http://www.bjmhr.com)

## Homoeopathic Management of PMOS using *Pulsatilla*: A Report of Two Cases Previously Diagnosed As PCOS

**Dr. Thounaojam Nanao<sup>1</sup>, Dr. Bianghunlang Nongsiej<sup>2</sup>, Dr. Khursida Nongjai<sup>3\*</sup>**

1. Assistant Professor, Department of Gynaecology and Obstetrics, College of Homoeopathy, North Eastern Institute of Ayurveda and Homoeopathy (NEIAH), Shillong, Meghalaya.

2. Assistant Professor, Department of Practice of Medicine, College of Homoeopathy, North Eastern Institute of Ayurveda and Homoeopathy (NEIAH), Shillong, Meghalaya.

3. 3<sup>rd</sup> year Post Graduate Scholar, Department of Practice of Medicine, College of Homoeopathy, North Eastern Institute of Ayurveda and Homoeopathy (NEIAH), Shillong, Meghalaya

### ABSTRACT

Polyendocrine Metabolic Ovarian Syndrome (PMOS), previously known as Polycystic Ovary Syndrome (PCOS), is a prevalent endocrine disorder among women of reproductive age. Individualized treatment strategies may address underlying constitutional factors. Homoeopathy employs a personalized constitutional approach and may provide an alternative therapeutic option. To describe the homoeopathic management of two cases of PCOS treated with *Pulsatilla pratensis* as the similimum, with outcomes evaluated through pre- and post-treatment ultrasound imaging. Two women with ultrasound-confirmed PCOS, irregular menstruation, and clinical features corresponding to *Pulsatilla* received individualized homoeopathic prescriptions. Detailed case-taking and repertorization informed remedy selection. Patients underwent serial clinical follow-up and repeated transvaginal ultrasound assessments to monitor ovarian morphology and follicular patterns. Both patients demonstrated significant clinical improvement within a year. Menstrual cycles became regular, symptoms decreased, and follow-up ultrasonography indicated resolution of polycystic ovarian morphology, supporting the clinical response to individualized *Pulsatilla pratensis* treatment. These cases indicate that *Pulsatilla pratensis*, when prescribed based on the totality of symptoms, may be effective in managing PCOS. Larger controlled studies are required to confirm these findings.

**Keywords:** Polycystic Ovarian Syndrome; Polyendocrine Metabolic Ovarian Syndrome; *Pulsatilla*; Homoeopathy; Ultrasonography; Evidence-based.

\*Corresponding Author Name: Dr. Khursida Nongjai

Received 22 May 2026, Accepted 02 June 2026

Please cite this article as: Nongjai K *et al.*, Homoeopathic Management of PMOS using *Pulsatilla*: A Report of Two Cases Previously Diagnosed As PCOS. British Journal of Medical and Health Research 2026.

## INTRODUCTION

Polyendocrine Metabolic Ovarian Syndrome (PMOS), previously named Polycystic Ovary Syndrome (PCOS), is a prevalent endocrine disorder affecting women in their reproductive years, characterized by a combination of ovulatory dysfunction, excess androgen activity, and distinctive ovarian morphology on ultrasonography.[1,2,3,4] It is widely regarded as a major contributor to menstrual irregularities, sub-fertility, and metabolic disturbances, often associated with insulin resistance, obesity, and long-term risks like type 2 diabetes mellitus and cardiovascular disease.[4]

Epidemiological studies estimate that PCOS/PMOS affects more than 170 million women worldwide, representing approximately one in eight women of reproductive age, making it the most common endocrine disorder in this population.[1] In India, prevalence estimates range from 3.7% to 22.5%, according to the population studied and the diagnostic criteria applied. [1,2]

The etiopathogenesis of PCOS is multifactorial and involves a complex interplay between genetic predisposition, neuroendocrine dysregulation, and metabolic abnormalities. [4,5] Alterations in the hypothalamic–pituitary–ovarian axis, along with hyperinsulinemia, lead to increased ovarian androgen production, follicular arrest, and chronic anovulation. [4,5,6] These mechanisms ultimately manifest as clinical features such as oligomenorrhea or amenorrhea, acne, hirsutism, and infertility. [5]

Diagnosis is commonly based on established criteria such as the Rotterdam consensus, which requires the presence of at least two of the following features: oligomenorrhea or anovulation, clinical or biochemical hyperandrogenism, and polycystic ovarian morphology on imaging.[4] Conventional management strategies for PCOS include lifestyle modification, hormonal therapy, insulin-sensitizing agents, and ovulation induction, tailored to the individual's clinical presentation and treatment goals.[4,5]

Homoeopathy offers a holistic and individualized therapeutic approach, wherein remedy selection is guided by the totality of symptoms, encompassing the patient's mental, general, and particular characteristics, not just the symptoms.[7] In gynecological disorders such as PCOS, this individualized approach aims to restore systemic balance rather than merely suppress symptoms.

*Pulsatilla pratensis* plays an important role in the management of menstrual and hormonal irregularities. It is particularly suited to individuals with delayed or suppressed menses, emotional sensitivity, and characteristic general features such as thirstlessness and amelioration in open air. [8]

The present study reports two cases of PCOS managed with *Pulsatilla pratensis*, demonstrating improvement in clinical presentation along with normalization of ultrasonographic findings following individualized homoeopathic treatment.

The condition documented in the clinical records and investigations as Polycystic Ovary Syndrome (PCOS) has been formally renamed Polyendocrine Metabolic Ovarian Syndrome (PMOS), in line with the global consensus published in *The Lancet* on May 12, 2026 [1]. Following the model “Polyendocrine Metabolic Ovarian Syndrome (PMOS), previously named Polycystic Ovary Syndrome (PCOS),” both terms are used interchangeably in this paper, with PCOS retained when directly citing patient records.

## LITERATURE REVIEW

### **Pathophysiology and Diagnosis**

Polycystic ovarian syndrome (PCOS) is widely described as a heterogeneous endocrine disorder with complex interactions between genetic, metabolic, and hormonal factors. [4] The pathogenesis involves a combination of insulin resistance, hyperandrogenism, and dysregulation of the hypothalamic–pituitary–ovarian (HPO) axis. [5,6] Increased luteinizing hormone (LH) secretion relative to follicle-stimulating hormone (FSH), along with hyperinsulinemia, stimulates ovarian theca cells, resulting in excessive androgen production and impaired follicular maturation. [4,5,6] This leads to chronic anovulation and the development of polycystic ovarian morphology.

The Rotterdam criteria remain the most widely accepted diagnostic framework, requiring the presence of at least two of the following features: oligomenorrhea or anovulation, clinical or biochemical hyperandrogenism, and polycystic ovarian morphology on ultrasonography. [4] Advances in imaging techniques have refined the diagnostic thresholds for ovarian morphology, while biochemical markers such as anti-Mullerian hormone (AMH) are increasingly recognized as supportive indicators. [5]

Clinically, PCOS manifests with menstrual irregularities, infertility, acne, hirsutism, and metabolic disturbances [3,4,5]. In addition, psychological co-morbidities such as anxiety, depression, and reduced quality of life are frequently reported, emphasizing the systemic nature of the disorder. [4]

### **Homoeopathic Perspective in PCOS/PMOS:**

The formal renaming of PCOS to PMOS represents a conceptual shift in modern medicine towards acknowledging the multisystem, endocrine-metabolic nature of a condition that homoeopathic physicians have long managed in its entirety through the lens of individual constitutional assessment.[1] The three components of PMOS - polyendocrine, metabolic, and ovarian - are each addressed within the homoeopathic framework: constitutional

medicines modulate neuroendocrine patterning, address metabolic tendencies inherent in the miasmatic background, and resolve local ovarian pathology as part of a holistic therapeutic response.

Homoeopathy views disease as a dynamic imbalance of the vital force, showing up through a range of physical, mental, and emotional symptoms [7]. Treatment is personalized, focusing on the overall picture of symptoms rather than just the medical diagnosis. In classical homeopathy, mental and general symptoms are considered especially important when choosing a remedy, and are given more weight in building the complete symptom profile [7]. This approach is often applied to chronic conditions like PCOS, where emotional and psychological factors can go hand in hand with hormonal and metabolic issues.

### ***Pulsatilla pratensis* in Homoeopathic Materia Medica**

*Pulsatilla pratensis* is among the most frequently indicated remedies for disorders of the female reproductive system.[8] It is especially suited to individuals with a mild, yielding temperament, emotional sensitivity, and a tendency to seek company and consolation. [8,9]

This remedy is often linked to menstrual issues like delayed, light, or missed periods. Common general symptoms include a lack of thirst, feeling worse in warm or stuffy places, and feeling better in fresh air [8,9]. These traits are frequently seen in people dealing with hormonal imbalances and menstrual problems.

Classical stalwarts such as Dr J.T. Kent have emphasized the significance of mental generals, including weeping disposition, dependency, and emotional variability, in identifying *Pulsatilla* as the indicated remedy. [7]

### **Homeopathic Evidence in PCOS:**

Interest in homeopathic approaches for polycystic ovarian syndrome (PCOS) has been on the rise, with numerous clinical studies and case reports indicating potential benefits.

Recent clinical findings suggest that personalized homoeopathic treatment might help improve menstrual regularity and ease related symptoms in PCOS. Some observational studies and case reports have reported positive outcomes, including such results as the return of normal ovulatory cycles and the resolution or disappearance of ovarian cystic changes. [10]

A randomized, single-blind, placebo-controlled pilot study conducted by Lamba et al. demonstrated statistically significant improvement in menstrual regularity and selected hormonal parameters among patients receiving individualized homoeopathic treatment compared to placebo, suggesting a possible role in endocrine modulation. [11] 60 women with PCOS were divided into a homoeopathic intervention plus lifestyle modification group and a placebo plus lifestyle modification group for 6 months. The study reported that 60% of

patients in the homoeopathy group showed improvement in menstrual regularity along with associated symptoms, whereas no significant improvement was observed in the placebo group. [11]

Observational data and case series further support these findings. Parveen and Das reported improvement in menstrual cyclicity and regression of ovarian cystic changes in 7 patients treated with individualized homoeopathic medicines. [12] Similarly, Raizada documented a series of seven cases managed with constitutional remedies—including *Pulsatilla*, *Natrum muriaticum*, *Lycopodium*, *Silicea*, and *Sepia*—where all patients showed normalization of menstrual cycles and resolution of cystic morphology on ultrasonography. Clinical outcomes, as assessed using the Integrative Medicine Outcome Scale (IMOS), indicated complete recovery in these cases. One infertile patient conceived during treatment.[13]

Individual case reports also highlight the scope of homoeopathic treatment in complex presentations. Shinde described the successful management of a patient with coexisting PCOS, endometrial hyperplasia, and uterine fibroids using *Pulsatilla pratensis*, with subsequent normalization of imaging findings. [14] In another report, Islam and Chowdhury emphasized the importance of constitutional prescribing, documenting resolution of PCOS features following individualized *Pulsatilla* prescription. [15]

A prospective observational study by Gunchala *et al.* looked at the effects of *Pulsatilla pratensis* 200C in a group of PCOS patients. They found notable improvements in symptom scores, as measured by the PCOS Questionnaire (PCOSQ), with most participants showing clear clinical benefits throughout the study. [16]

Additionally, holistic case series by Kayalvizhi *et al.* have highlighted the effectiveness of individualized homoeopathic remedies—including *Pulsatilla*, *Sepia*, and *Lachesis*—in improving menstrual regularity, hormonal balance, and ovarian morphology, with minimal adverse effects reported. [17]

Overall, current research suggests that personalized homoeopathic treatment may alleviate symptoms and potentially reverse some pathological changes associated with PCOS. However, most available evidence is derived from observational studies and case reports, underscoring the need for larger, rigorously designed randomized controlled trials to establish efficacy and determine the extent of therapeutic benefit.

## CASE REPORTS

### CASE 1

#### **Patient Information**

A 22 year-old unmarried female presented to the outpatient department of Gynecology & Obstetrics (OPD - 6) of Homoeopathy Hospital, NEIAH with the chief complaints of

irregular and scanty menstruation for the past 2 years, associated with excessive weight gain, and mild overgrowth of hairs over the chin and upper lip, and profuse abnormal white discharge per vagina before menses for the past 4 months (when first presented to the OPD), which aggravated during day time and ameliorated by drinking warm water and at night time.

**History of Present Illness:**

The complaint as such started gradually, and she was on medications (conventional treatment) for the past 1 and ½ years and stopped for the past 6 months. She had been focusing on changing her lifestyle, but with little change observed.

**Past History:**

No history of major illness, surgical procedures, or hospitalization. No history of diabetes mellitus, hypertension, or thyroid disorder.

**Family History:**

Father has splenomegaly; mother is suffering from Diabetes Mellitus II.

**Menstrual History**

- Menarche: 13 years
- Cycle length: 45–90 days (irregular)
- Duration of flow: 2–3 days
- Amount: Scanty (1–2 pads/day)
- Character: Dark, thick, clotted, intermittent
- Pain: Present – colicky, starting 1–2 days before flow, better in open air

**Physical Generals**

- Thermals: Warm-blooded (intolerance to heat and cold; desires cool open air; aggravated in warm, closed rooms)
- Thirst: Absent (thirstless despite dry mouth)
- Appetite: Reduced
- Aversion: for rich, fatty foods
- Sweat: Mild, offensive
- Sleep: Disturbed; prefers sleeping on back
- Bowels: Irregular, tendency towards constipation

**Mental Generals**

The patient presented as a soft-spoken, gentle, and submissive individual with an evident yielding disposition. She expressed a strong desire for sympathy and consolation. She described fear of being alone in the evenings and a tendency to dependency on family members for emotional decisions. She denied any history of anxiety disorder or depression but acknowledged emotional sensitivity and feeling easily hurt or slighted.

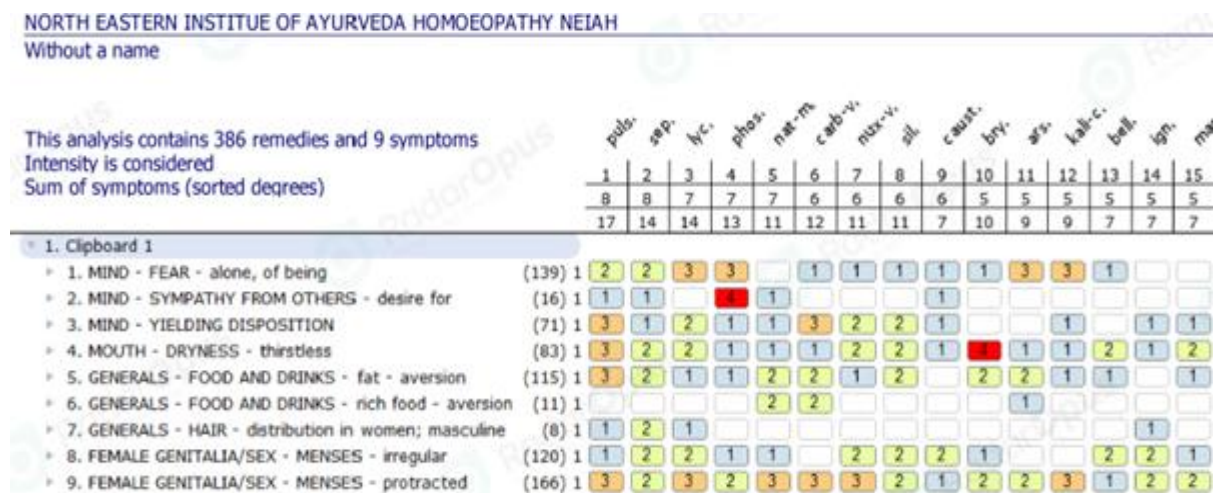
**Homoeopathic Case Analysis**

**Totality of Symptoms:**

1. Irregular, scanty, dark, clotted menses
2. Delayed menstruation — cycle of 45–90 days
3. Dysmenorrhoea ameliorated in the open air.
4. Yielding disposition.
5. Desire for consolation and sympathy
6. Thirstlessness with dry mouth.
7. Aggravation in warm, closed rooms; amelioration in open, cool air
8. Aversion to fatty, rich foods
9. Fear of being alone in the evening
10. Weight gain with hirsutism.

**Repertorial Analysis:**

Using Radar opus software version 4.4.10 for repertorisation, *Pulsatilla pratensis* emerged as the highest scoring constitutional remedy, covering the physical generals, mental generals, and particular symptoms. [Figure 1]



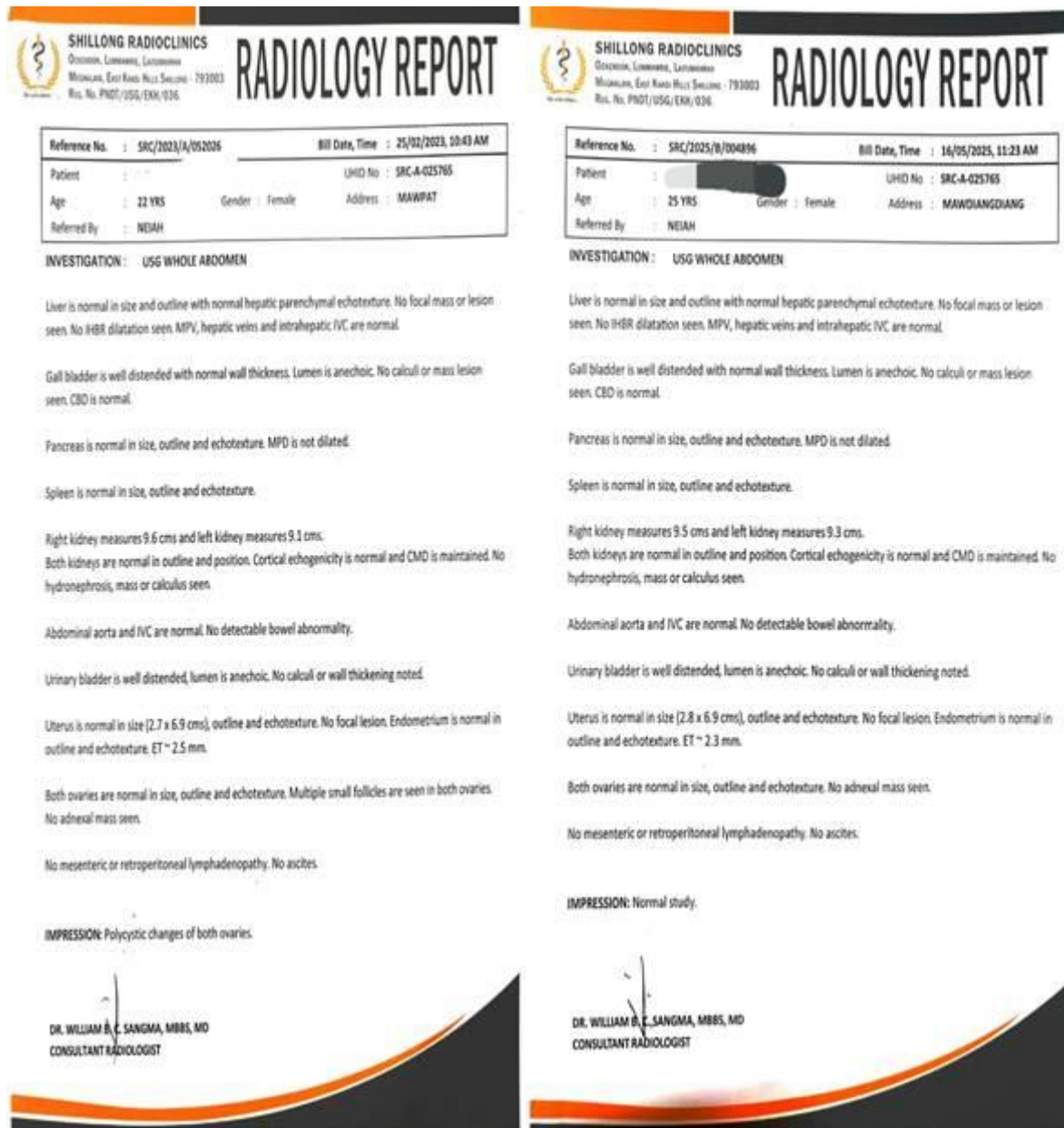
**Figure 1: Miasmatic Analysis: Predominantly Sycotic, with Psoric background.**

**Prescription:**

After considering different homoeopathic literature, *Pulsatilla pratensis* emerged as the most indicated remedy and was prescribed based on symptom similarity. The prescription started with 30CH, gradually increased to 200CH, and later on to 1M potency. Then the potency was shifted to Fifty- millesimal, starting with LM 1, and was continued till LM 14 until November 2025, followed by a placebo as continued support. Frequency and doses were administered according to the Homoeopathic principles as per the individualized assessment.

**Follow-up and Outcome:**

The symptoms stated improved gradually over the treatment of 2 years since the onset of the treatment, and presently, the patient is in a regular phase of menstruation with improvement in the associated complaints as well, since the past 6 months. Overgrowth of facial hair decreased to a minimally visible level. Weight decreased from 56 kg to 49 kg.



**Figures: 2 (Left):** A pre-treatment whole abdomen ultrasound dated 25/02/2023 showed polycystic changes in both ovaries

**Figure 3 (Right):** A post-treatment ultrasound dated 16/05/2025 revealed a normal study

### Outcome Assessment:

Using the Modified Naranjo Criteria for Homoeopathy (MONARCH), a causal attribution score of +10 on a scale of - 6 to +13 was achieved, indicating probable causal attribution of the therapeutic outcome to the homoeopathic intervention. [Figure 4]

(Ms. N-S) MODIFIED NARANJO CRITERIA FOR HOMOEOPATHY (MONARCH)

Domains	Yes	No	Not sure or N/A
1. Was there an improvement in the main symptom or condition for which the homeopathic medicine was prescribed?	+2	-1	0
2. Did the clinical improvement occur within a plausible timeframe relative to the drug intake?	+1	-2	0
3. Was there an initial aggravation of symptoms?	+1	0	0
4. Did the effect encompass more than the main symptom or condition (i.e., were other symptoms ultimately improved or changed)?	+1	0	0
5. Did overall well-being improve? (suggest using validated scale)	+1	0	0
6A Direction of cure: did some symptoms improve in the opposite order of the development of symptoms of the disease?	+1	0	0
6B Direction of cure: did at least two of the following aspects apply to the order of improvement of symptoms: -from organs of more importance to those of less importance? -from deeper to more superficial aspects of the individual? -from the top downwards?	+1	0	0
7. Did "old symptoms" (defined as non-seasonal and non-cyclical symptoms that were previously thought to have resolved) reappear temporarily during the course of improvement?	+1	0	0
8. Are there alternate causes (other than the medicine) that—with a high probability—could have caused the improvement? (Consider known course of disease, other forms of treatment, and other clinically relevant interventions)	-3	+1	0
9. Was the health improvement confirmed by any objective evidence? (e.g., laboratory test, clinical observation, etc.)	+2	0	0
10. Did repeat dosing, if conducted, create similar clinical improvement?	+1	0	0

Note: Maximum score = 13, minimum score = -6.  $\Rightarrow +10$

**Figure 4: Causal attribution of the therapeutic outcome to the homoeopathic intervention.**

## **CASE 2**

### **Patient Information:**

A 23-year-old unmarried female student presented to the outpatient department of Gynaecology & Obstetrics with the chief complaints of irregular and profuse menstruation for the past 1 year, associated with fatigue, pain and pulling down sensation in the lower abdominal regions.

### **History of Present Illness:**

The complaint started gradually. The patient had not taken any medications or any treatment for the same.

### **Past History:**

No major surgical or medical history. No prior hospitalization. No history of diabetes mellitus, hypertension, or thyroid disorder.

### **Family History:**

No significant abnormalities were presented in the familial lines

### **Menstrual History:**

- Menarche: 12 years
- Cycle length: 35 days (irregular)
- Duration of flow: 6-7 days

- Amount: Profuse (5-6 pads/day)
- Character: Dark, thick, clotted, intermittent
- Pain: Present – pulling and aching sensation, flow

### **Physical Generals**

- Thermals: Intolerance to heat and cold environments; better in open air.
- Thirst: very little.
- Appetite: Normal; can't tolerate hunger;
- Aversion: to fatty and pork products;
- Desire: tea, spices;
- Sleep: Restless; wakes unrefreshed
- Sweat: Moderate; perspires from physical exertion

### **Mental Generals:**

The patient presented with a mild disposition. She was tearful during the consultation and wept readily as she recounted her complaints. Her mood was changeable, sad and despondent at times, then improved transiently with reassurance or when outdoors. She expressed religious preoccupation.

### **Homoeopathic Case Analysis**

#### **Totality of Symptoms:**

1. Profuse, dark, clotted, intermittent menses with a cycle of 35 days
2. Mild disposition
3. Weeping readily, desire for consolation
4. Thirstlessness
5. Aggravation in warm, closed rooms; amelioration in open air
6. Desire for tea, spices
7. Emotional dependency; avoids conflict

#### **Repertorial Analysis:**

Repertorisation using Radar opus software version 4.4.10 yielded *Pulsatilla pratensis* as the highest scoring remedy across all three levels of symptoms — mental generals, physical generals, and particulars. [Figure 5]

This analysis contains 582 remedies and 8 symptoms  
Intensity is considered  
Sum of symptoms (sorted degrees)

		puls.	nat-m.	sep.	staph.	phos.	nux-v.	lyc.	alum.	kali-p.	chin.	nux-m.	sulph.	calc.
	1	2	3	4	5	6	7	8	9	10	11	12	13	
	8	7	7	7	6	6	6	6	6	5	5	5	5	
	17	12	11	11	12	11	10	7	7	12	11	10	9	
1. Clipboard 1														
▶ 1. MIND - ANSWERING - unable to answer - hurt emotionally; when	(33) 1	2	2	1	3	2		1	1			1		1
▶ 2. MIND - MILDNESS	(121) 1	3	3	2	1	2	2	2	1	1	1		2	2
▶ 3. MIND - WEeping - consolation - amel.	(5) 1	2												
▶ 4. STOMACH - THIRSTLESS	(220) 1	3	1	2	2	1	1	2	2	1	3	3	1	1
▶ 5. GENERALS - FOOD AND DRINKS - spices - desire	(136) 1	2	1	1	1	3	2	1	1	1	3	1	3	
▶ 6. GENERALS - FOOD AND DRINKS - tea - desire	(48) 1	2	1	1	1		1		1	1	2			
▶ 7. FEMALE GENITALIA/SEX - MENSES - copious	(410) 1	2	3	2	1	3	3	2	1	2	3	3	2	3
▶ 8. FEMALE GENITALIA/SEX - MENSES - irregular	(120) 1	1	1	2	2	1	2	2		1		3	2	2

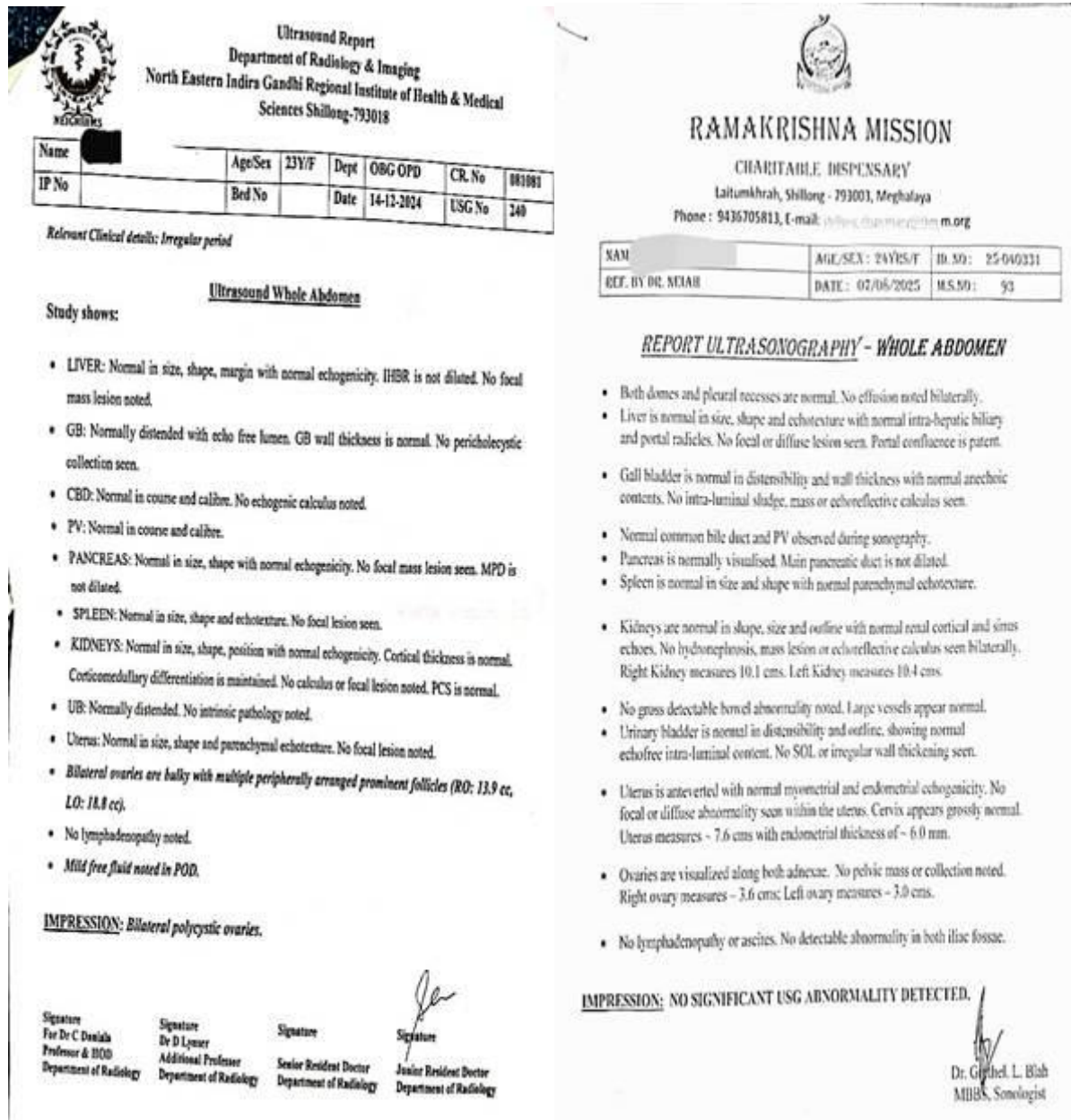
**Figure 5: Miasmatic Analysis: Predominantly Sycotic with Psoric elements.**

**Prescription:**

After considering various Homoeopathic literatures, *Pulsatilla pratensis* emerged as the most indicated remedy and was prescribed based on symptom similarity. The prescription started with 30CH, gradually increased to 200CH, and later to 1M potency, with frequency and doses administered according to Homoeopathic principles, as per individualized assessment, with placebo as intercurrent support.

**Follow-up and Outcome:**

The stated symptoms improved gradually over the course of treatment, and the patient is currently in a regular menstrual phase with moderate flow, with improvement in the associated complaints. The patient showed mild pallor on initial examination, which improved during the course of treatment.



**Figure 6 (Left): Pre-treatment whole abdomen ultrasonography dated 14/12/2024 showed bilateral polycystic ovaries.**

**Figure 7 (Right): Post-treatment ultrasonography dated 07/08/2025 revealed no significant USG abnormalities.**

### Outcome Assessment:

Using the Modified Naranjo Criteria for Homoeopathy (MONARCH), a causal attribution score of +9 on a -6 to +13 scale was achieved, indicating probable/definite causal attribution of the therapeutic outcome to the homoeopathic intervention. [Figure 8]

## (Ms. I.S) MODIFIED NARANJO CRITERIA FOR HOMOEOPATHY(MONARCH)

Domains	Yes	No	Not sure or N/A
1. Was there an improvement in the main symptom or condition for which the homeopathic medicine was prescribed?	✓+2	-1	0
2. Did the clinical improvement occur within a plausible timeframe relative to the drug intake?	+1	✓-2	0
3. Was there an initial aggravation of symptoms?	+1	✓0	0
4. Did the effect encompass more than the main symptom or condition (i.e., were other symptoms ultimately improved or changed)?	✓+1	0	0
5. Did overall well-being improve? (suggest using validated scale)	✓+1	0	0
6A Direction of cure: did some symptoms improve in the opposite order of the development of symptoms of the disease?	✓+1	0	0
6B Direction of cure: did at least two of the following aspects apply to the order of improvement of symptoms: -from organs of more importance to those of less importance? -from deeper to more superficial aspects of the individual? -from the top downwards?	✓+1	0	0
7. Did "old symptoms" (defined as non-seasonal and non-cyclical symptoms that were previously thought to have resolved) reappear temporarily during the course of improvement?	✓+1	0	0
8. Are there alternate causes (other than the medicine) that—with a high probability—could have caused the improvement? (Consider known course of disease, other forms of treatment, and other clinically relevant interventions)	-3	✓+1	0
9. Was the health improvement confirmed by any objective evidence? (e.g., laboratory test, clinical observation, etc.)	✓+2	0	0
10. Did repeat dosing, if conducted, create similar clinical improvement?	✓+1	0	0

Note: Maximum score = 13, minimum score = -6.

⇒ +9

Figure 8

## DISCUSSION

The two cases presented demonstrate the potential effectiveness of individualized homeopathic treatment using *Pulsatilla pratensis* in the management of polycystic ovarian syndrome (PCOS). In both patients, remedy selection was based on a comprehensive evaluation of the totality of symptoms, including mental characteristics, general modalities, and particular complaints. The observed symptom constellation—such as delayed, prolonged, and scanty menstruation, emotional sensitivity, thirstlessness, aggravation in warm environments, and relief in open air—is closely aligned with the classical materia medica profile of *Pulsatilla pratensis*. [8,9]

From a homeopathic standpoint, PCOS may be interpreted within the framework of miasmatic theory, particularly reflecting features of the sycotic miasma, which is associated with tendencies toward tissue overgrowth, cyst formation, and functional excess.[7] *Pulsatilla pratensis*, with its known affinity for the female reproductive system, may act at a

constitutional level by addressing the underlying dynamic disturbance rather than focusing solely on symptomatic relief [7,8]. The clinical outcomes observed in these cases—including restoration of menstrual regularity and normalization of ovarian morphology on ultrasonography—are consistent with previously reported homoeopathic studies. Case series and observational research have documented comparable improvements following individualized prescriptions, including the use of *Pulsatilla pratensis* and other constitutional remedies. [13,14,15] These findings suggest a possible regulatory influence of homoeopathic intervention on endocrine and ovarian function.

A critical component of both cases was strict adherence to homoeopathic principles, particularly individualization and the prioritization of mental and general symptoms in remedy selection. [7,8] Kent emphasized that remedies such as *Pulsatilla* are especially indicated in individuals with a mild, yielding disposition and irregular menstrual function, which was evident in both cases. [7]

The exact mechanism of action of homoeopathic medicines remains to be fully elucidated. It has been proposed that such remedies may influence neuroendocrine regulation, potentially modulating the hypothalamic–pituitary–ovarian axis; however, this hypothesis requires further scientific validation, needing further studies. [4]

The renaming affirms a holistic perspective. The official shift to PMOS moves beyond a cyst-focused term to one that reflects endocrine, metabolic, and ovarian dysfunction. Homoeopathic case-taking has long considered the whole individual, including hormonal, metabolic, psychological, and constitutional aspects, which now aligns with what PMOS formally requires of conventional medicine as well. [1,2]

In addition to improvements in gynecological parameters, both patients reported better emotional stability and overall well-being. This observation aligns with the holistic approach of homoeopathy, which aims to restore balance across physical, mental, and emotional domains. [7]

Nevertheless, the limitations of this study must be acknowledged. As case reports, these findings are inherently limited by small sample size, absence of control groups, and the potential for spontaneous variation in disease course. Therefore, while the temporal relationship between treatment and improvement is notable, definitive conclusions regarding causality cannot be established.

Future research should focus on well-designed randomized controlled trials with adequate sample sizes and standardized outcome measures, including hormonal profiles, ultrasonographic parameters, and validated quality-of-life scales, to further evaluate the role of *Pulsatilla pratensis* in the management of PCOS/PMOS.

## CONCLUSION

The present cases suggest that individualized homoeopathic treatment with *Pulsatilla pratensis* may contribute to meaningful clinical and ultrasonographic improvement in patients with PCOS/PMOS. The remedy, selected based on constitutional totality, appears to address not only menstrual irregularities and ovarian pathology but also the associated emotional and psychological disturbances. The two cases presented in this report, documented under the diagnostic label of PCOS, are now to be understood within the PMOS framework. Their presentation, management, and outcomes reflect not merely the resolution of ovarian cysts or menstrual irregularity, but a broader restitution of endocrine-metabolic harmony - precisely the goal that the PMOS nomenclature now articulates for the global medical community.

These findings underscore the potential of homoeopathy as a holistic approach for managing complex endocrine disorders such as PCOS. Nevertheless, current studies are constrained by small sample sizes and limited methodological rigour, necessitating further well-designed clinical trials to provide robust evidence regarding the role of homoeopathy in PCOS/PMOS management.

**Informed Consent:** Written informed consent was obtained from both patients for the publication of these case reports.

**Conflict of Interest:** The authors declare no conflict of interest.

**Funding:** This research received no specific funding from any public, commercial, or not-for-profit sector.

## ACKNOWLEDGEMENT

The authors thank both the patients for their cooperation and consent to publish their clinical details.

## REFERENCES:

1. Teede HJ, Khomami MB, Morman R, Laven JSE, Joham AE, Costello MF, et al. Polyendocrine metabolic ovarian syndrome, the new name for polycystic ovary syndrome: a multistep global consensus process. *The Lancet*. 2026 May; S0140673626007178. doi:10.1016/S0140-6736(26)00717-8.
2. Endocrine Society. Polyendocrine Metabolic Ovarian Syndrome: new name to improve diagnosis and care of condition affecting 170 million women worldwide [Internet]. Washington (DC): Endocrine Society; 2026 May 12 [cited 2026 May 15]. Available from: Endocrine Society article
3. Konar H, editor. DC Dutta's Textbook of Gynecology. 8th ed. New Delhi: Jaypee Brothers Medical Publishers; 2020.

4. J. Larry Jameson JL. Harrison's principles of internal medicine. 21st ed. New York: McGraw-Hill; 2022.
5. Munjal YP, Sharma SK, Agarwal AK, et al. API Textbook of Medicine. 12th ed. New Delhi: Jaypee Brothers Medical Publishers; 2022.
6. Penman ID, Ralston S, Strachan MWJ, Hobson RP, editors. Davidson's principles and practice of medicine. 24th edition. Edinburgh: Elsevier; 2023.
7. Kent JT. Lectures on Homoeopathic Philosophy. New Delhi: B Jain Publishers; Reprint ed.
8. Boericke W. Pocket Manual of Homoeopathic Materia Medica. 8th ed. New Delhi: B Jain Publishers; Reprint edition.
9. Clarke JH. A Dictionary of Practical Materia Medica. Vol. III (P–Z). New Delhi: B Jain Publishers; 2005 (reprint of 1925 ed.).
10. Gupta G, Gupta N, Singh S, Roja V, Dewan D. Homoeopathic treatment of women with polycystic ovarian syndrome: A prospective observational study. *Indian J Res Homoeopathy*. 2021;15(1):12. doi:10.4103/ijrh.ijrh\_12\_20.
11. Lamba C, Oberai P, Manchanda R, Rath P, Bindu H, Padmanabhan M. Evaluation of homoeopathic treatment in polycystic ovary syndrome: A single-blind, randomized, placebo-controlled pilot study. *Indian J Res Homoeopathy*. 2018;12(1):35. doi:10.4103/ijrh.ijrh\_18\_18.
12. Parveen S, Das S. Homeopathic Treatment in Patients with Polycystic Ovarian Syndrome: A Case Series. *Homeopathy*. 2021 May 12; s-0041-1725039. doi:10.1055/s-0041-1725039.
13. Raizada S. Homoeopathic management of polycystic ovarian syndrome – A case series. *Indian Journal of Research in Homoeopathy*. 2022 Sep 27;16(3). doi:10.53945/2320-7094.1098.
14. Shinde V. Polycystic ovarian syndrome with endometrial hyperplasia and uterine fibroids treated with homoeopathy: A case report. *Indian J Research in Homoeopathy*. 2022 Sep 27;16(3). doi:10.53945/2320-7094.1067.
15. Islam MM, Chowdhury AK. Magic efficacy of Pulsatilla to treat polycystic ovarian syndrome. *Indian J Integr Med*. 2023;3(3):82–86.
16. Gunchala H. An experimental study to ascertain the effectiveness of Pulsatilla pratensis in cases of polycystic ovary syndrome (PCOS). *Int J Homoeopathic Sci*. 2024 Jan 1;8(2):319–23. doi:10.33545/26164485.2024.v8.i2e.1151.

17. Kayalvizhi J, Sonwane A, Nuval P. A Holistic Approach of Homoeopathy in Cases of Polycystic Ovarian Syndrome. *Int J Health Sci Res.* 2023 Nov 3;13(11):156–61. doi:10.52403/ijhsr.20231119.



**BJMHR**  
BRITISH JOURNAL OF MEDICAL AND HEALTH RESEARCH

BRITISH JOURNAL OF MEDICAL AND HEALTH RESEARCH  
2014  
BJMHR

 **PEER REVIEWED**

 **MONTHLY PUBLICATION**

 **RAPID PUBLICATION**

**SUBMIT YOUR NEXT MANUSCRIPT**

 Email:  
[bjmhr2@gmail.com](mailto:bjmhr2@gmail.com)

 Visit Our Website:  
<https://bjmhr.com/>